



Voor elke leefruimte de ideale bank

ROMP

Frame

Houten constructie van beuken en mdf.

Vering

No-sag veren.

Schuim

polyether bedekt met 90 gr dacron.

ONDERSTEL

1. Geslepen RVS slede of mat zwart, voorzien van rubber voetjes.
2. Notenhouten poten, matgelakt, voorzien van kunststof dop
3. RVS brede poten

KUSSENS

Er zijn twee verschillende combinaties kussens te verkrijgen in de Axel, een zachte (standaard) variant en een hardere uitvoering.

ZACHTE VARIANT ZITKUSSEN

Schuim (standaard)

Bestaat uit een combinatie van HR-schuim. Onder een stevig schuim met soortgelijk gewicht van 41 kg/m³. Daarboven een zachtere spie die zorgt voor extra comfort en extra valling in de bank. De schuimkern wordt overtrokken met een hoes gevuld met fiber-rolletjes en schuimvlokken (verhouding 70/30%).

Rugkussen

Opbouw van een gestikte hoes, verdeeld in vakken. Gevuld met een combinatie van dacronrolletjes en 'memory' schuimvlokken.

Is the ideal sofa for any living room

BODY

Frame

Wooden construction of beech and mdf.

Springs

No-sag springs.

Foam

Polyether foam covered with 90 gr dacron.

FEET

1. Sled base: Ground stainless steel sled or matt black, provided with rubber pads.
2. Legs in walnut, matt provided with plastic pads
3. Wide legs in stainless steel

CUSHION

There are two different combinations of cushions to obtain in the Axel, a soft cushions (standard) version and a harder version.

SEAT CUSHION

Foam

Basis of HR foam with a specific gravity of 41 kg/m³ combined with a thin top layer of HR foam with a specific gravity of 34 kg/m³ for extra comfort.

Padding

Foam flakes and fibre

Back cushion

An stitched cover, divided in different pockets. Filled with foam flakes and fibre curls.

Das ideale Sofa für jedes Wohnzimmer

KORPUS

Frame

Holzkonstruktion von Buchenholz und MDF.

Federung

No-sag Federn.

Schaum

Polyäther Schaum bedeckt mit 90 gr dacron.

UNTERGESTELL

1. Kufengestell: Geschliffener Schlitten aus Edelstahl oder matt schwarz, versehen mit Gummifüßen.
2. Füße aus Nussholz, matt lackiert mit Kunststoffgleiter
3. Breite Füße in Edelstahl

KISSEN

Es gibt zwei verschiedene Kombinationen von Kissen beim Axel, ein weiches Kissen (Standard Version) und eine härtere Version.

SITZKISSEN

Schaum

Basis aus HR-Schaum mit einem spezifischen Gewicht von 41 kg/m³ kombiniert mit einer dünnen Oberschicht HR-Schaum mit einem spezifischen Gewicht von 34 kg/m³ für zusätzlichen Komfort.

Decklage

Schaumflocken und Fiberspiralen (Verhältnis 70/30%).

Rückenkissen

Ein Bezug, unterteilt in verschiedene Oberflächen. Füllung von Schaumflocken und Fiberspiralen.

HARDERE VARIANT ZITKUSSEN

Van een harder HR schuim met een soort gelijk gewicht van 53 kg/m³. De schuimkern wordt overtrokken met een hoes gevuld met fiberrolletjes en schuim vlokken.

Rugkussen

De kern is voorzien van een schuimonderdeel van HR schuim, daaroverheen een gestikte hoes verdeeld in vakken, gevuld met een combinatie van fiberrolletjes en 'memory' schuimvlokken.

ARMKUSSEN

(optioneel)
Gevuld met veren.

AXEL HOOFDSTEUN

Het hoofdsteunkussen kan 35 graden naar voren worden gekanteld.

Frame

Metalen strip, ral 9007 structuur gepoedercoated. In de hoofdsteun zelf zit een multiplex plaat die d.m.v. scharnieren is verbonden aan het stalen frame.

Schuim

Een kern van zacht HR-schuim met 300 grams dacron.

Stoffering

Afneembare hoes van stof.

HARDER CUSHION

The base consist of one harder HR-foam with a specific gravity of 53 kg/m³. The foamcore is covered with a cover divided in different pockets. Filled with a combination fibrecurts and foam flakes.

Back cushion

Provided with a foam component of HR foam, covered with an stitched cover, divided in different pockets. Filled with latex foam flakes and fibre curls.

ARM CUSHION

(optional)
Filled with feathers.

AXEL HEADREST

The headrest can be 35 degrees be tilted forward.

Frame

Metal strip, RAL 9007 powder coated structure. In the headrest itself is a plywood plate which is attached into the steel frame.

Foam

Basis of soft HR foam with 300 grams dacron.

Upholstrey

Removable cover in fabric.

HARTE KISSEN

Schaum

Basis aus einem härteren HR-Schaum mit einem spezifischen Gewicht von 53 kg/m³.

Decklage

Schaumflocken und Fiberspiralen.

Rückenkissen

Basis versehen von einem Schaum-komponente aus HR-Schaum, darüber ein Bezug, unterteilt in verschiedene Oberflächen. Füllung von Schaumflocken und Fiberspiralen.

ARMKISSEN

(optional)
Füllung von Federn.

AXEL NACKENSTÜTZE

Schwenkbar. Die Nackenstütze kann 35 Grad nach vorne geneigt werden.

Rahmen

Metallband, RAL 9007 Struktur pulver-beschichtet. Basis ist eine Sperrholzplatte die mit einem Gelenk verbunden ist mit dem Stahlrahmen.

Schaum

Basis aus HR-Schaum mit 300 g dacron.

Polsterung

Abnehmbarer Bezug aus Stoff.

KUSSENS

De rugkussens van ons model AXEL / AXEL XL hebben een losse vulling. Dit is een vulling van verschillende losse, veerkrachtige en duurzame materialen. De kussens vormen zich gemakkelijk naar uw lichaam en geven daardoor een groot comfort en een natuurlijke nonchalance. Om de vormgeving van uw bank te bewaren is het van belang dat de bank iedere dag na gebruik wordt opgeklopt, zodat de vulling weer luchtig wordt en de vorm wordt hersteld, vergelijkbaar met het hoofdkussen van uw bed. Dit dagelijkse onderhoud komt de levensduur en het comfort van de kussens ten goede en vermindert verkleving van de losse vulling.

VILTGLIDERS ONDER SLEDE

De glijdertjes onder de sledes worden gemaakt van antislip materialen, zoals rubber of kunststof. In deze materialen zitten stoffen, die onder druk vlekken kunnen veroorzaken op diverse vloeren (kunststof, gietvloeren, pvc, tapijten, betonvloeren, houten vloeren, etc.). Ter voorkoming van een reactie op de vloer, adviseren wij gebruik te maken van bijgeleverde viltglijdertjes.

CUSHIONS

The back cushions of our model AXEL / AXEL XL have a loose fill. This is a filling consisting of various resilient and durable materials. The Axel / Axel XL cushions easily shape to your body and give great comfort and nonchalance. To preserve the design of your couch it is important to fluff it up every day after use to bring back the airy quality of the stuffing and to recover its shape, just as you would do with the pillows on your bed. The life span and comfort of the pillows greatly benefit from this daily maintenance and you prevent the loose stuffing from clumping together.

FELT GLIDES UNDER SLED BASE

The glides under the sled bases are made from anti-slip materials such as rubber or plastic. These materials contain substances which can cause stains under pressure on various floors (artificial floors, cast floors, pvc, carpet, concrete floors, hardwood floors, etc.). To prevent a reaction on the floor we recommend using the included felt glides.

KISSEN

Die Rückenkissen des Modells AXEL / AXEL XL haben eine lose Füllung, die aus elastischen, langlebigen Materialien bestehen. Die Kissen schmiegen sich dem Körper an, sind dadurch komfortabel und geben dem Sofa eine "lässige" Ausstrahlung. Damit das Sofa seine Form behält, ist es wichtig, dass es jeden Tag nach Gebrauch abgeklopft wird, damit die Füllung wieder luftig und die Form wiederhergestellt wird (vergleichbar mit einem Kopfkissen). Diese tägliche Pflege kommt der Lebensdauer und dem Komfort der Kissen zugute und vermeidet ein Verkleben der losen Füllung.

FILZGLEITER UNTER KUFENGESTELL

Die Gleiter unter die Kufengestelle sind aus rutschfestem Material wie Gummi oder Kunststoff gefertigt. Diese Materialien enthalten Substanzen, die unter Druck auf verschiedenen Böden Flecken verursachen können (Kunststoff, Gussböden, PVC, Teppichböden, Betonböden, Holzböden usw.). Um eine Reaktion auf dem Boden zu vermeiden, empfehlen wir die Verwendung von mitgelieferten Filzgleitern.

AXEL

Gijs Papavoine 2005



AXEL

Gijs Papavoine 2005



SLEDE
RVS

SLED BASE
Stainless steel

KUFENGESTELL
Edelstahl



BREDE POOT
RVS

WIDE LEGS
Stainless steel

WEITE FÜSSE
Edelstahl



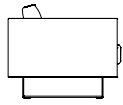
POOT
Noten hout

LEGS
Walnut

FÜSSE
Nussbaum

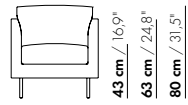
AXEL

Gijs Papavoine 2005



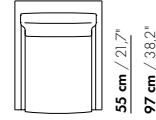
1-Z

75 cm / 29,5"
59 cm / 23,2"



1-Z

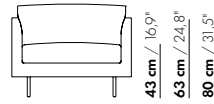
43 cm / 16,9"
63 cm / 24,8"
80 cm / 31,5"



55 cm / 21,7"
97 cm / 38,2"

1,5-Z

103 cm / 40,6"
87 cm / 34,3"



1,5-Z

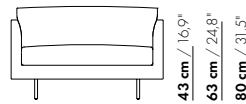
43 cm / 16,9"
63 cm / 24,8"
80 cm / 31,5"



55 cm / 21,7"
97 cm / 38,2"

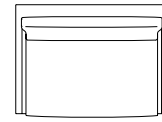
2-Z

131 cm / 51,6"
115 cm / 45,3"



2-Z


43 cm / 16,9"
63 cm / 24,8"
80 cm / 31,5"



55 cm / 21,7"
97 cm / 38,2"

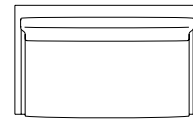
2,5-Z

159 cm / 62,6"
143 cm / 56,3"



2,5-Z

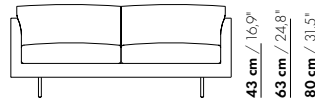
43 cm / 16,9"
63 cm / 24,8"
80 cm / 31,5"



55 cm / 21,7"
97 cm / 38,2"

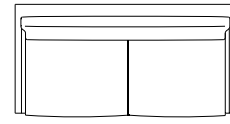
3-Z

190 cm / 74,8"
174 cm / 68,5"



3-Z

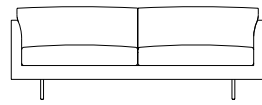
43 cm / 16,9"
63 cm / 24,8"
80 cm / 31,5"



55 cm / 21,7"
97 cm / 38,2"

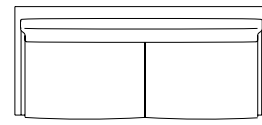
3,5-Z

218 cm / 85,8"
202 cm / 79,5"



3,5-Z

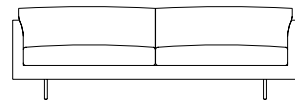
43 cm / 16,9"
63 cm / 24,8"
80 cm / 31,5"



55 cm / 21,7"
97 cm / 38,2"

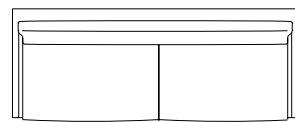
4-Z

246 cm / 96,9"
230 cm / 90,6"



4-Z

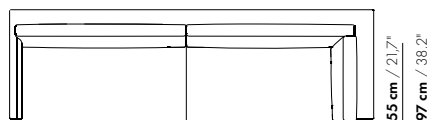
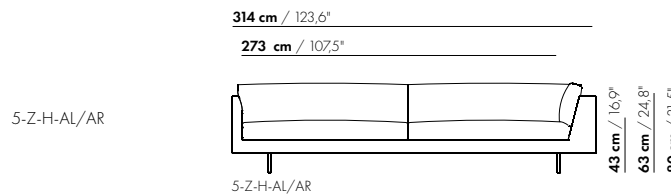
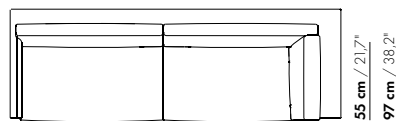
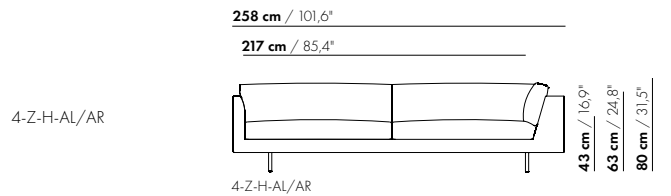
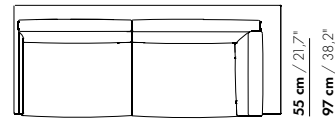
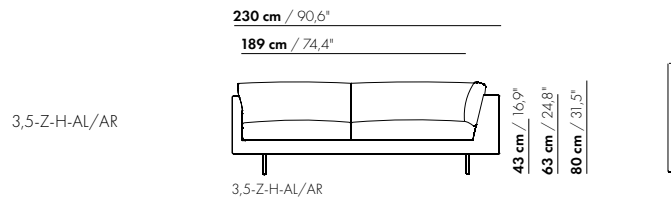
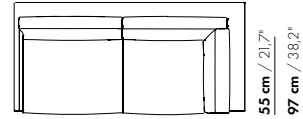
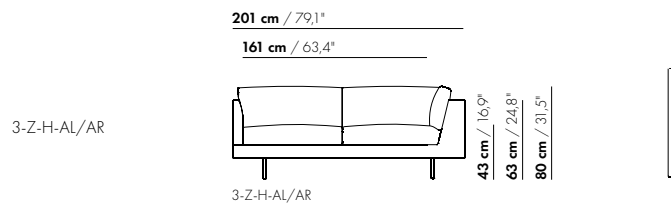
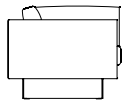
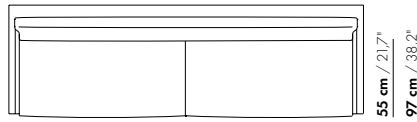
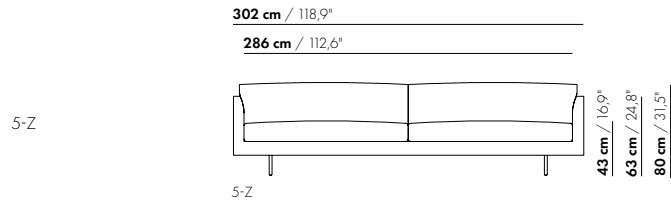
43 cm / 16,9"
63 cm / 24,8"
80 cm / 31,5"



55 cm / 21,7"
97 cm / 38,2"

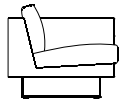
AXEL

Gijs Papavoine 2005



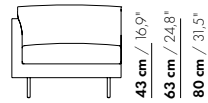
AXEL

Gijs Papavoine 2005



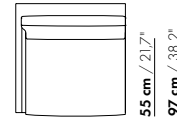
1,5-Z-AL/AR

95 cm / 37,4"
87 cm / 34,2"



1,5-Z-AL/AR

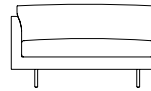
43 cm / 16,9"
63 cm / 24,8"
80 cm / 31,5"



55 cm / 21,7"
97 cm / 38,2"

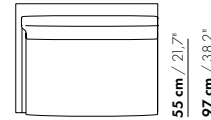
2-Z-AL/AR

123 cm / 48,4"
115 cm / 45,3"



2-Z-AL/AR

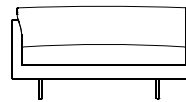
43 cm / 16,9"
63 cm / 24,8"
80 cm / 31,5"



55 cm / 21,7"
97 cm / 38,2"

2,5-Z-AL/AR

151 cm / 59,4"
143 cm / 56,3"



2,5-Z-AL/AR

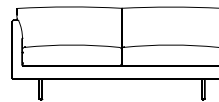
43 cm / 16,9"
63 cm / 24,8"
80 cm / 31,5"



55 cm / 21,7"
97 cm / 38,2"

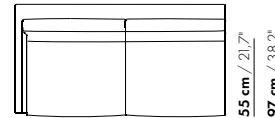
3-Z-AL/AR

182 cm / 71,7"
173 cm / 68,1"



3-Z-AL/AR

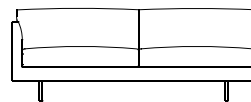
43 cm / 16,9"
63 cm / 24,8"
80 cm / 31,5"



55 cm / 21,7"
97 cm / 38,2"

3,5-Z-AL/AR

210 cm / 82,7"
202 cm / 79,5"



3,5-Z-AL/AR

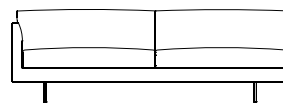
43 cm / 16,9"
63 cm / 24,8"
80 cm / 31,5"



55 cm / 21,7"
97 cm / 38,2"

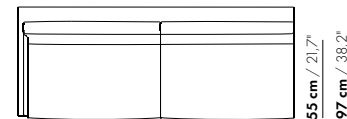
4-Z-AL/AR

238 cm / 93,7"
230 cm / 90,6"



4-Z-AL/AR

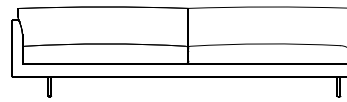
43 cm / 16,9"
63 cm / 24,8"
80 cm / 31,5"



55 cm / 21,7"
97 cm / 38,2"

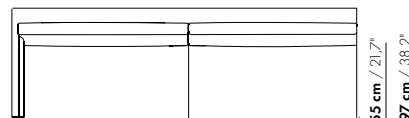
5-Z-AL/AR

294 cm / 115,7"
286 cm / 112,6"



5-Z-AL/AR

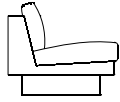
43 cm / 16,9"
63 cm / 24,8"
80 cm / 31,5"



55 cm / 21,7"
97 cm / 38,2"

AXEL

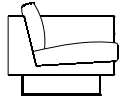
Gijs Papavoine 2005



1,5-Z-E	<p>87 cm / 34,3"</p> <p>43 cm / 16,9" 80 cm / 31,5"</p> <p>1,5-Z-E</p>	<p>55 cm / 21,7" 97 cm / 38,2"</p>
2-Z-E	<p>115 cm / 45,3"</p> <p>43 cm / 16,9" 80 cm / 31,5"</p> <p>2-Z-E</p>	<p>55 cm / 21,7" 97 cm / 38,2"</p>
2,5-Z-E	<p>143 cm / 56,3"</p> <p>43 cm / 16,9" 80 cm / 31,5"</p> <p>2,5-Z-E</p>	<p>55 cm / 21,7" 97 cm / 38,2"</p>
3-Z-E	<p>174 cm / 68,5"</p> <p>43 cm / 16,9" 80 cm / 31,5"</p> <p>3-Z-E</p>	<p>55 cm / 21,7" 97 cm / 38,2"</p>
3,5-Z-E	<p>202 cm / 79,5"</p> <p>43 cm / 16,9" 80 cm / 31,5"</p> <p>3,5-Z-E</p>	<p>55 cm / 21,7" 97 cm / 38,2"</p>
4-Z-E	<p>230 cm / 90,6"</p> <p>43 cm / 16,9" 80 cm / 31,5"</p> <p>4-Z-E</p>	<p>55 cm / 21,7" 97 cm / 38,2"</p>
5-Z-E	<p>286 cm / 112,6"</p> <p>43 cm / 16,9" 80 cm / 31,5"</p> <p>5-Z-E</p>	<p>55 cm / 21,7" 97 cm / 38,2"</p>
	<p>43 cm / 16,9" 80 cm / 31,5"</p>	<p>55 cm / 21,7" 97 cm / 38,2"</p>

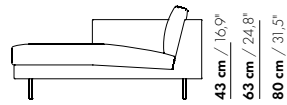
AXEL

Gijs Papavoine 2005



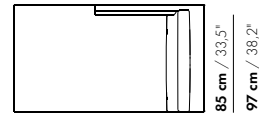
160-CHL-AL/AR

164 cm / 64,6"



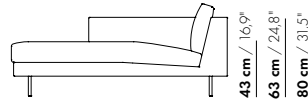
160-CHL-AL/AR

115 cm / 45,3"



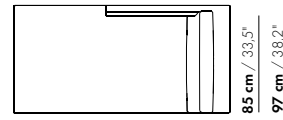
190-CHL-AL/AR

194 cm / 76,4"



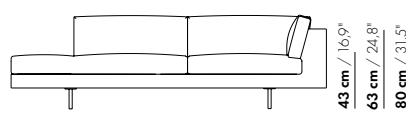
190-CHL-AL/AR

123 cm / 48,4"

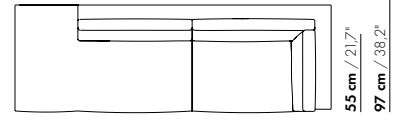


3-Z-D-PL/PR

242 cm / 95,3"

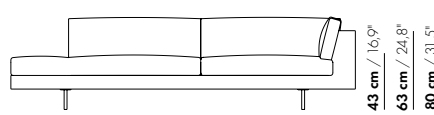


3-Z-D-PL/PR

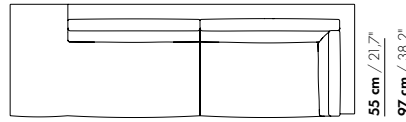


4-Z-D-PL/PR

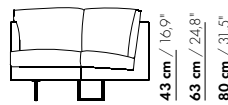
297 cm / 116,9"



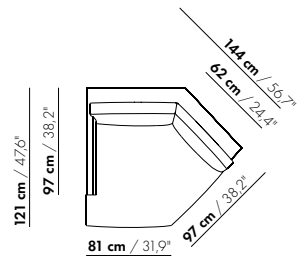
4-Z-D-PL/PR



H-45-121-AL/AR



H-45-121-AL/AR



HEADREST

13 cm / 5,1"



66 cm / 26"



20 cm / 7,9"



71 cm / 28"



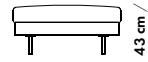
AXEL

Gijs Papavoine 2005




P-93x46


93 cm / 36,6"



P-93x46

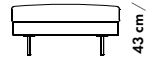


46 cm / 18,1"



P-93x93

93 cm / 36,6"



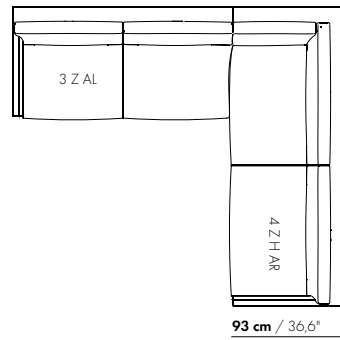
P-93x93



93 cm / 36,6"

274 cm / 107,9"

181 cm / 71,3"

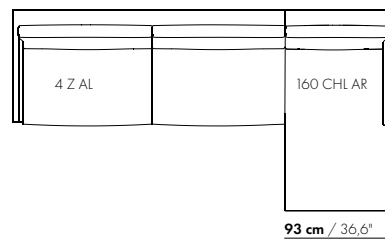


258 cm / 101,6"

93 cm / 36,6"

238 cm / 93,7"

331 cm / 130,3"



160 cm / 63"

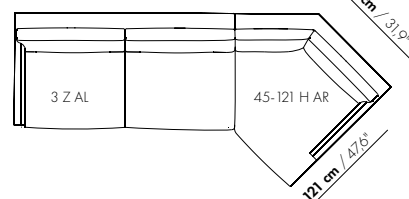
93 cm / 36,6"

325 cm / 128"

181 cm / 71,3"

62 cm / 24,4"

81 cm / 31,9"

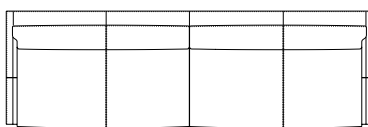
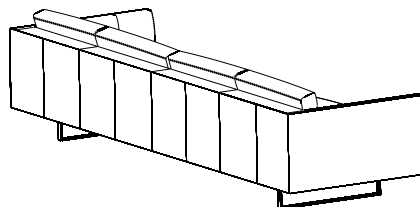
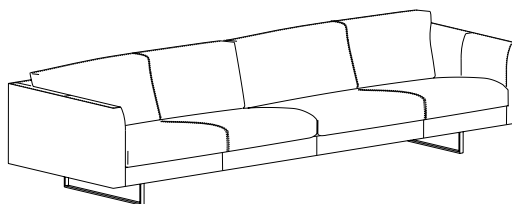


121 cm / 47,6"

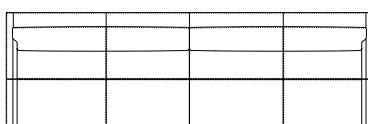
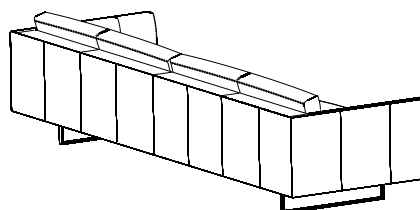
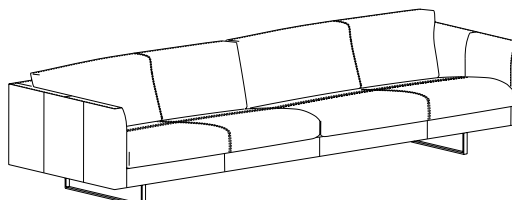
AXEL

Gijs Papavoine 2005

STANDARD
STITCHPATTERN LEATHER




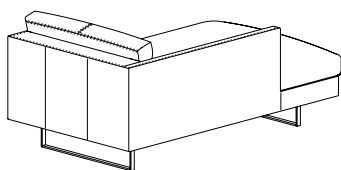
STITCHPATTERN
EXTRA SEAMS LEATHER
RANCHO L40



AXEL

Gijs Papavoine 2005

STANDARD
STITCHPATTERN LEATHER



STITCHPATTERN
EXTRA SEAMS LEATHER
RANCHO L40

